



# UPGRADE YOUR ADVENTURE



Certified



Corporation

A GUIDE TO THE WORLD'S NO.1 INFLATABLE SUP

RED.EQUIPMENT



## Особенности линейки Red Paddle 2024

Новый woven-dropstitch материал MSL 800.

Он жестче и легче обычного MSL.

Из этого материала сделаны только следующие, новые модели:

- 12'6"x25" Elite 2024. Теперь она без штанги жесткости;
- 14'0"x26" Elite 2024. Штанга на месте, а также улучшено расположение ручек;
- 12'6"x30 Sport+ 2024. Теперь эта модель имеет толщину 12см;
- 14'0"x28" Sport+ 2024. Толщина 15см.

Все эти модели доступны также в комплектации «без рюкзака и насоса»



## Особенности комплектации рюкзаком

- Все доски серии Ride оснащены рюкзаком ATB Ride (НЕ имеют системы переноски доски в обвязке, без рюкзака);
- Все доски серий Sport, Voyager и Elite оснащены рюкзаком ATB Transformer (с системой переноски доски в обвязке);
- Доски Windsurf, Activ, Wild, Tandem, Allride оснащены рюкзаком увеличенного размера ATB Large Bag.





## Особенности российской комплектации

- Все доски оснащены витым лишем и инструкцией на русском языке;
- Все модели Comrast имеют в комплекте сверхкомпактное пятичастное карбоновое весло.





**Certified**



®

**Corporation**

**This company meets high  
standards of social and  
environmental impact.**





**R E D  
D N A**



We believe in the universal truth that people's need for the thrill of adventure will never change. That the intrinsic desire to connect with the water and world will never fade.

Our mission is to inspire and enable adventure through innovative, eco-conscious products that never compromise on performance, safety and reliability.

By continuing to grow the world's leading paddle board community, we have an opportunity to redefine how people interact and use the water around them. An opportunity to make it more accessible, more fun and more inclusive than ever before.

We are not just selling paddle boards -  
we are in the business of

**INSPIRING ADVENTURES.**





## **SINCE 2008**

Red are the pioneers of inflatable technology. We have the most established SUP network in the world with boards sold in over 50 countries worldwide.

## **DESIGNED BY EXPERTS**

Red Paddle Co specialise in inflatable board design. It's what we do - it's all we do. Everything is designed and tested in the UK to ensure it lives up to our high standards.

## **BUILT TO LAST**

It takes 72 hours to build each and every Red Paddle Co board. We are the only SUP company to operate a private production facility with the world's toughest quality control.

## **UNRIVALLED PERFORMANCE**

Award winning and patented technologies offer the highest quality inflatable SUP equipment. Exclusive use of MSL dropstitch offers unrivalled durability and stiffness.

## **PREMIUM PROTECTION**

We work tirelessly to ensure the Red brand and patents are protected internationally. Riding a Red is unlike any other board on the planet.

## **5 YEAR WARRANTY**

Red Paddle Co's worldwide warranty rates are less than 0.5%. Every board comes with a 5-year warranty when registered online.

## **B CORP**

We are always Taking Steps to be more responsible. Red is a certified B Corporation meaning we have been independently assessed and are using business as a force for good.





## **MSL® 800: SUPERLIGHT STIFFNESS**

Lightening performance for longer boards. At 800grams lighter per square meter than MSL®, MSL®800 utilises a super fine surface weave and double-dropstitch technique to increase stiffness for a lighter, more responsive ride on advanced paddling shapes.

Trade Secret – How we did it:

MSL®800 was five years in the making. It features a brand new dropstitch configuration and super-fine weave to offer increased packability and weight saving properties.

All MSL products utilise a reinforced, machine welded coating for unbeatable durability and longevity. By increasing the density of the surface weave we've removed unnecessary PVC from the inner welded layer to reduce weight and retain durability.

The result is a high performance product that is up to 2KG lighter for a faster more responsive ride.







# TECHNOLOGY

## RSS

Patented Rocker Stiffening System – increases stiffness by up to 40%. Adding the equivalent of 2-3 PSI



## V-Hull

Increases glide and speed. Breaks surface tension and cuts through chop to aid tracking.



## Speed Tail

Reduces drag. Allows water to release from the back of the board faster.



## MSL

Exclusive to Red Paddle Co – the world's most durable dropstitch. Zero adhesive to withstand harsh environments



## Titan 2

Half the time, half the energy. The fastest SUP pump on the planet providing performance under pressure.



## FFC

Patented Forward Flex Control – offers unrivalled stiffness on our high performance boards.







## NEW BOARDS



**RIDE 10'2**

10'2 x 29"/740mm  
x 3.9"/100mm



**SPORT+ 12'6**

12'6 x 30"/762mm  
x 4.7"/120mm



**SPORT+ 14'0**

14'0 x 28"/711mm  
x 5.9"/150mm



**ELITE 12'6**

12'6 x 25"/635mm  
x 5.9"/150mm



**ELITE 14'0**

14'0 x 26"/660mm  
x 5.9"/150mm



**WILD 9'6**

9'6 x 34"/863mm  
x 5.9"/150mm

**RIDE RANGE**

**SPORT+ RANGE**

**RACE RANGE**

**SPECIALIST RANGE**



**SNAPPER 9'4**  
9'4 x 27"/685mm  
x 3.9"/100mm



**COMPACT 9'6**  
9'6 x 32"/813mm  
x 4.7"/120mm



**RIDE 10'2**  
10'2 x 29"/740mm  
x 3.9"/100mm



**RIDE 10'6/SE**  
10'6 x 32"/813mm  
x 4.7"/120mm



**RIDE 10'8**  
10'8 x 34"/863mm  
x 4.7"/120mm



**COMPACT 11'0**  
11'0 x 32"/813mm  
x 4.7"/120mm



**SPORT 11'0/SE**  
11'0 x 30"/762mm  
x 4.7"/120mm



**SPORT 11'3/SE**  
11'3 x 32"/813mm  
x 4.7"/120mm



**SPORT+ 12'6**  
12'6 x 30"/762mm  
x 4.7"/120mm



**SPORT+ 14'0**  
14'0 x 28"/711mm  
x 5.9"/150mm



**ELITE 12'6**  
12'6 x 25"/635mm  
x 5.9"/150mm



**ELITE 14'0**  
14'0 x 26"/660mm  
x 5.9"/150mm

## RIDE RANGE

## SPORT RANGE

## SPORT+ RANGE

## RACE RANGE



**COMPACT 12'0**  
12'0 x 32"/813mm  
x 4.7"/120mm



**VOYAGER 12'0**  
12'0 x 28"/711mm  
x 4.7"/120mm



**VOYAGER 12'6**  
12'6 x 32"/813mm  
x 5.9"/150mm



**VOYAGER 13'2**  
13'2 x 30"/762mm  
x 5.9"/150mm



**COMPACT 8'10**  
8'10 x 29"/740mm  
x 3.9"/100mm



**WINDSURF 10'7**  
10'7 x 33"/838mm  
x 4.7"/120mm



**ACTIV 10'8**  
10'8 x 34"/863mm  
x 5.9"/150mm



**WILD 9'6**  
9'6 x 34"/863mm  
x 5.9"/150mm



**WILD 11'0**  
11'0 x 34"/863mm  
x 5.9"/150mm



**ALL RIDE 12'0**  
12'0 x 34"/863mm  
x 5.9"/150mm



**TANDEM 15'0**  
15'0 x 34"/863mm  
x 8"/200mm



**RIDE XL**  
17'0 x 60"/1524mm  
x 8"/200mm




**DRAGON 22'0**  
22'0 x 34"/863mm  
x 8"/200mm

## VOYAGER RANGE

## SPECIALIST RANGE

## MULTIPERSON RANGE





## R I D E   R A N G E

### THE BOARD FOR ALL

Versatile and easy to use, our Ride range are perfect for beginners and more experienced paddlers alike. These four boards are designed to offer all round performance in a wide range of conditions.

They combine unrivalled quality, innovation and design so you can focus on having fun!



**5**  
YEAR  
WARRANTY  
TBC'S APPLY  
Activate within 3 months\*

## 9'4 SNAPPER

Ultimate 3 in 1 kids board. Learn how to SUP, surf and Windsurf with this great adaptable board.



LENGTH **9'4"**  
WIDTH **27"**  
THICKNESS **4"**  
VOLUME **151 LTRS**  
RIDER **UP TO 60 KG**  
FIN **iFIN + US FIN**

## 10'2 RIDE

The perfect all-rounder for lighter riders and for when the surf rolls in.



LENGTH **10'2"**  
WIDTH **29"**  
THICKNESS **4"**  
VOLUME **182 LTRS**  
RIDER **UP TO 85 KG**  
FIN **iFIN**

## 10'6 RIDE

The best-selling inflatable board in the world. Perfect for any rider, anywhere!



LENGTH **10'6"**  
WIDTH **32"**  
THICKNESS **4.7"**  
VOLUME **245 LTRS**  
RIDER **UP TO 100 KG**  
FIN **iFIN**

## 10'8 RIDE

Designed for larger riders or if you fancy taking a passenger/dog on board.



LENGTH **10'8"**  
WIDTH **34"**  
THICKNESS **4.7"**  
VOLUME **270 LTRS**  
RIDER **UP TO 120 KG**  
FIN **iFIN**



## 10'2" x 29" RIDE

The perfect all-rounder for lighter riders and for when the surf rolls in.

The 10'2 Ride takes all the fun and shape of our award-winning 10'6" Ride - the world's most popular all-round board and shrinks it down to a more manageable size for lighter riders.

At 29" wide and 4" thick the board is faster to inflate than the rest of the Ride range but still offers plenty of volume and stability for riders up to 85kg. Using Red Paddle Co's patented Rocker Stiffening System, the board also has a reduced side profile meaning the board is less affected by wind and lowers the paddlers centre of gravity. Its rounded nose and tail make the board agile and responsive whilst it also allows for the volume to be well spread along its length providing a stable platform.

Our TECAIR construction process ensures this board is packed full of all the features you need to have the confidence to get on the water for the first time. Red-embossed standing area, cushioned carry handles and extra wide loading straps means you can take to the water in style and focus on having fun.

**PACKAGE INCLUDES**  
Board, Pump, RSS battens  
and ATB Bag





## 10'6 x 32" RIDE

The most popular inflatable paddleboard in the world! It can be used by almost any rider for any purpose.

If you're new to paddle boarding or looking for a board for all the family, then the 10'6" Ride is the one we'd tell you to get. It's already the world's most popular inflatable SUP and continues to win numerous SUP industry and consumer awards. Such success is due to the unrivalled quality, durability and innovation of all Red Paddle Co boards, but also the versatility of the 10'6" Ride.

At 32"/813mm it's designed to float and glide easily on flat water and has been shaped to ride smoothly and give paddlers the confidence to take to the water - no matter what your skill level. It is super stiff at 4.7"/120mm thick without affecting ride or performance and boasts features such as our indestructible iFins and MSL technology whilst the embossed deckpad and soft touch handles complete an iconic package.



**PACKAGE INCLUDES**  
Board, Pump, and ATB Bag





## 10'6" X 32" RIDE LIMITED EDITION

The 10'6" Ride Limited Edition board. 10% of brand profit goes to ocean conservation.

"All is water, Water is All". This limited edition 10'6" Ride design was selected from hundreds of entries from around the world and chosen in partnership with our friends at Love the Oceans charity. The Love the Oceans team use Red Paddle Co boards to continue their vital marine conservation research which protects and preserves the marine ecosystems and community projects in Mozambique. They also carry out vital drowning prevention work within the community to raise a new generation of water loving conservationists.

Designed by freelance illustrator, Circe Oropeza. The intricate repeater pattern has been applied to the deckpad and underside to create an eye-catching design backed by a strong purpose.



**PACKAGE INCLUDES**  
Board, Pump, and ATB Bag





## 10'8" x 34" RIDE

Designed for heavier riders or for taking a passenger along with you.

It has all the same qualities as the 10'2" and the 10'6" Ride, but at 34"/863mm it's two inches wider and longer giving it an extra 25 litres of volume. You can easily take a passenger on the board, which makes it a massive hit with family paddlers and SUP pups alike. The added volume and width make the 10'8" Ride perfect for riders looking for more stability to provide some confidence when hitting the water. At 4.7"/120mm thick, the board is more than 40 per cent stiffer than a standard 4"/100mm board at the same pressure. Everyone can find their feet on this board.



**PACKAGE INCLUDES**  
Board, Pump, and ATB Bag





## SPORT RANGE

### THE STYLISH TOURER

Paddling is all about exploring and getting closer to nature. Our specially designed touring boards allow you to go further into the wild than ever before. Their longer, sleeker shapes offer enhanced performance, extra speed and plenty of class. If you're looking to step up your paddling, go faster or embark on a new adventure then these are the boards for you.





## S P O R T   T E C H N O L O G Y

### R S S

Patented stiffening battens increase stiffness by up to 40%, the equivalent of 2psi. Making the boards better to paddle at lower pressures. They defy the laws of stiffness when it comes length and thickness.



### S P E E D   T A I L

This brand new feature across our Sport range offers enhanced speed and manoeuvrability. The rubberised edge on the tail aids water release and increases speed.



### T E X T U R E   C H A N G E

The super comfy, red embossed EVA deckpad now features texture changes allowing riders to easily orientate themselves without looking down and to add extra grip where it's needed.





## 11'0 SPORT

Perfect for lighter riders looking for a fast and responsive board.



LENGTH **11'0"**  
WIDTH **30"**  
THICKNESS **4.7"**  
VOLUME **234 LTRS**  
RIDER **UP TO 90 KG**  
FIN **US FIN**

## 11'3 SPORT

Increased width and length make it the perfect step up from an all-rounder.



LENGTH **11'3"**  
WIDTH **32"**  
THICKNESS **4.7"**  
VOLUME **258 LTRS**  
RIDER **UP TO 110 KG**  
FIN **US FIN**

## 12'6 SPORT+

Reduced weight and volume for a fast and responsive ride.



LENGTH **12'6"**  
WIDTH **30"**  
THICKNESS **4.7"**  
VOLUME **278 LTRS**  
RIDER **UP TO 120 KG**  
FIN **US FIN**

## 14'0 SPORT+

A lightening fast, full length tourer to unlock new adventures.



LENGTH **14'0"**  
WIDTH **28"**  
THICKNESS **5.9"**  
VOLUME **356 LTRS**  
RIDER **UP TO 150 KG**  
FIN **US FIN**



## 11' x 30" SPORT

The drop-top roadster of our SUP range, the 11'0" Sport inflatable paddle board is built for speed and performance

It's ideal for paddlers looking to up their paddling game - perfect to progress onto from an all-round board, like the 10'2" Ride. The 11'0" Sport SUP has been designed for the more experienced paddler, with a focus on speed and dynamic performance (although it's not a race board).

The addition of the Speed Tail across our Sport range offers enhanced speed and nippy manoeuvrability. The rubberised edge on the tail aids water release and increases speed. The sleek shape of the 11' Sport cuts through the water with ease and the drawnout nose section gives you more glide across the water. The 11'0" offers fast inflation and great flat-water performance for riders up to 90kg/198lb.



**PACKAGE INCLUDES**  
Board, Pump, RSS battens,  
fin and Transformer ATB Bag





## 11'3" x 32" SPORT

The perfect step up from an all-rounder, for paddlers wanting to get the most from every session


At 32" wide the 11'3 Sport is the same width as our award winning 10'6 Ride board, making it stable no matter what your experience level. The secret lies in its added length and sleek shape which improves glide through the water, allowing you to paddle further for longer.

Featuring our patented RSS system the 11'3 offers unrivalled stiffness whilst the single US-fin and square tail keep things lively and responsive.



**PACKAGE INCLUDES**  
Board, Pump, RSS battens,  
fin and Transformer ATB Bag





## 12'6" x 30" SPORT +

Boost your adventure with this lightweight tourer, perfect for those looking for speed and stability.

The 12'6 Sport+ defies inflatable paddleboard design. At 12'6" in length this board is a first of a kind and utilises our patented Rocker Stiffening System (RSS) and **MSL800** dropstitch to offer a paddling experience like never before. Superior glide combined with ultimate stability and convenience – if you're looking to take your paddling up a level then look no further.

The secret of this board's success lies in its thickness. At just 4.7"/120mm thick the riders centre of gravity is lowered and makes the board less effected by side winds – providing more stability, especially in choppy waters. At 30 inches wide we've re-distributed volume making it faster to inflate whilst still catering for larger riders or extra cargo.

Packed to the brim with style, the 12'6 Sport+ features the trademark Speed Tail to assist water release from the back of the board. Triple traction zones help you orientate and add extra traction where you need it most. Adjustable flat bungees including a small kit stash loop and cushioned carry handles add a little luxury when getting your board to and from the water.

Whether you're heading out on a solo voyage, or spending time with friends, this board is in a class of its own.

**PACKAGE INCLUDES**  
Board, Pump, RSS battens, fin and Transformer ATB Bag







## 14'0" x 28" SPORT+

Experience long distance paddling like never before.

The 14'0" Sport+ is an endurance predator. It is designed to go the distance and pick off your targets one by one. Whether that be personal bests, fastest sprint, furthest travelled or simply stalking a rival in a race – the 14'0 Sport+ is the board for which there are no boundaries.

At 28-inches wide and 14-foot long, the Sport+ slices through the water with total control and efficiency. For long distant paddlers the decision between speed and stability has forever been a consideration. Well not any longer. You can have total confidence when the weather turns to put the power down and accelerate through the rough stuff.

Packed to the brim with class the 14'0" Sport+ features the trademark Speed Tail to assist water release from the back of the board. The patented Rocker Stiffening System combined with a 5.9"/150mm **MSL800** dropstitch offers rock solid rigidity, whilst saving up to 2kg/4.4lbs in weight. Varying traction zones on the cushioned EVA deckpad help you position your stance and add extra traction where you need it most. Adjustable flat bungees including a small stash loop and cushioned carry handles add a little luxury when getting your board to and from the water.



**PACKAGE INCLUDES**  
Board, Pump, RSS battens,  
fin and Transformer ATB Bag





## VOYAGER RANGE

### FOR LIFE'S EXPLORERS

If you're heading off on a multi-day trip or are just looking to go a bit further with a heap of kit, these are the boards for you. Its increased length and thickness compared to an all-round board make it an ideal board for longer outings and for taller, larger paddlers.

The extra length also means it can easily handle a child or dog on the front while you paddle, and you can use the extensive cargo areas for camping or picnic gear. You'll feel extra confident paddling out on these board, knowing that it offers extra stability in all conditions.







# VOYAGER TECHNOLOGY

## V-HULL TECHNOLOGY

By cleverly tapering the cut of the drop stitch, the new displacement V-shaped hull on the nose of the Voyager, breaks the surface tension of the water and keeps you gliding through your paddle stroke.



## REMOVABLE HANDLES

Allows riders to tailor their board set up depending on what the conditions and expedition demands. Part of our Design For Disassembly (DFD) methodology to keep boards looking better for longer.



## TWIN FIN

Keeps the voyagers tracking straighter for longer. Less time changing hands and more time paddling. Shorter fins allow for shallow water exploration whilst providing a stable platform for loading gear on land.



## 12'0 VOYAGER

The perfect cruiser for lighter riders wanting to take things up a level.  
Includes Speed Tail



LENGTH **12'0"**  
WIDTH **28"**  
THICKNESS **4.7"**  
VOLUME **285 LTRS**  
RIDER **UP TO 110 KG**  
FIN **US FIN**

## 12'6 VOYAGER

Wider than the 12'6 Sport, it is the perfect expedition board for loading up the camping gear.



LENGTH **12'6"**  
WIDTH **32"**  
THICKNESS **5.9"**  
VOLUME **361 LTRS**  
RIDER **UP TO 150 KG**  
FIN **US FIN**


## 13'2 VOYAGER

The ultimate touring board, designed with epic adventures in mind. Now with Speed Tail.



LENGTH **13'2"**  
WIDTH **30"**  
THICKNESS **5.9"**  
VOLUME **347 LTRS**  
RIDER **UP TO 150 KG**  
FIN **US FIN**





## 12'0 X 28" VOYAGER

Touring boards are becoming increasingly popular as more people than ever take to the water and paddlers crave longer, more adventurous outings.

When exploring new waters you want a board that is super-fast and nimble to make sure you are always in control.

For lighter riders the dilemma of length or volume has always been a difficult decision but no more. The new 12'0 Voyager is built with lighter riders in mind. At 4.7"/120mm thick the board uses our patented Rocker Stiffening System to provide rock-hard rigidity without increasing your centre of gravity. Sitting lower in the water, the board is less effected by side winds and when combined with the Voyager twin fin system and V-HULL technology this board breaks through chop with speed and precision.

We didn't stop there either, at 28" wide we even added a Speed Tail to aid water release and allow you to leave everyone else in your wake.

**PACKAGE INCLUDES**  
Board, Pump, RSS battens,  
fins and Transformer ATB Bag



**INCLUDES  
REMOVABLE  
HANDLES**



## 12'6" X 32" VOYAGER

For a board that gives you extra stability and rigidity, you need the 12'6" Voyager inflatable paddle board from Red Paddle Co.

Its increased length and thickness make it an ideal board for longer outings and for taller, larger paddlers. The extra length also means it can easily handle a child or dog on the front while you paddle, and you can use the extensive cargo areas for camping gear. You'll feel extra confident paddling out on this board, knowing that it offers extra stability in all conditions.

Our exclusive MSL technology combined with our patented RSS system makes this board stiffer at lower pressures compared to other boards on the market



**INCLUDES  
REMOVABLE  
HANDLES**

**PACKAGE INCLUDES**  
Board, Pump, RSS battens,  
fins and Transformer ATB Bag







## 13'2 X 30" VOYAGER

The ultimate touring board, designed with epic adventures in mind.

The sculpted bottom of the Voyager boards breaks the surface tension of the water increasing glide and helping the board track even better than before. The V-Hull has been scientifically proven to increase efficiency meaning you can paddle further with less effort.

High sides, large volume and narrower width make the 13'2 Voyager a highspeed cruiser, designed for competent paddlers. It's got a 6 point cargo tie-down system which features our unique flat bungee system.

All three straps are fully adjustable on the front to allow for quick and easy tensioning when tacking cargo with you. We've also included a smaller compartment perfect for bottles or footwear.

**INCLUDES  
REMOVABLE  
HANDLES**



**PACKAGE INCLUDES**  
Board, Pump, RSS battens,  
fins and Transformer ATB Bag




## COMPACT RANGE

### HALF THE SIZE, DOUBLE THE ADVENTURE

A full-sized SUP that packs down to half the size of a conventional inflatable board.

The Compact boards are the most transportable boards on the planet, without compromising on performance. The range now caters for every adventure and every style of paddler - whether chasing some swells or hiking to a remote spot there is a board for you!




**5**  
YEAR  
WARRANTY  
TBC'S APPLY  
Activate within 3 months\*



## 8'10 COMPACT

The world's smallest SUP package. Built for surf adventures.




LENGTH **8'10"**   
WIDTH **29"**  
THICKNESS **4"**  
VOLUME **152 LTRS**  
RIDER **UP TO 85 KG**  
FIN **CLICK FIN**

## 9'6 COMPACT

An all-round SUP for riders who want the ultimate in convenience and storage.




LENGTH **9'6"**   
WIDTH **32"**  
THICKNESS **4.7"**  
VOLUME **222 LTRS**  
RIDER **UP TO 95 KG**  
FIN **CLICK FIN**

## 11'0 COMPACT

A full-sized touring SUP that packs down to half the size of a conventional board.




LENGTH **11'0"**   
WIDTH **32"**  
THICKNESS **4.7"**  
VOLUME **269 LTRS**  
RIDER **UP TO 110 KG**  
FIN **CLICK FIN**

## 12'0 COMPACT

The possibilities are endless with this compact cruiser.



LENGTH **12'0"**   
WIDTH **32"**  
THICKNESS **4.7"**  
VOLUME **302 LTRS**  
RIDER **UP TO 120 KG**  
FIN **CLICK FIN**



## 8'10 x 29" COMPACT

Introducing the ultimate travel companion, ideal for exploring off the beaten track and seeking out uncrowded surf spots.

The 8'10 Compact draws on all our experience and every innovation from over the years – you will not find a board like it. At 4 inches thick, this board would not be possible without the use of our patented RSS stiffening system that delivers increased stiffness of the board. Using MSL®1000, this board uses a super high-definition drop-stitch core that allows the board to fold and roll whilst remaining super durable. It's quad stringers provide further performance and stiffness at lower pressures. No matter where the water takes you this board is a super playful, allround board that unlocks an a new type of paddling exploration.

It's removable handle and textured zones make this board a super agile and nifty surf shape that will take your wave count to the next level during any surf session.

**INCLUDES  
REMOVABLE  
HANDLE**



**PACKAGE INCLUDES**  
Board, Pump, RSS battens,  
fins and Compact Bag





## 9' 6" x 32" COMPACT

Half the size - double the adventure! A revolutionary board that offers convenience and performance - perfect for a weekend adventure, or an after-work paddle.

The 9' 6" Compact from Red Paddle Co is one of the most transportable SUP boards on the planet. Whether travelling by foot, bike, or public transport, you'll love how convenient it is transporting this board in a backpack.


The design for our 9' 6" Compact is based on our award-winning 10' 6" MSL Ride. It provides the perfect blend of stability and manoeuvrability, allowing you to make the most of any location and any conditions.

A new look for our flagship Compact range, with a soft grey and cyan drop stitch and a new split deckpad. This allows for water to run off more effectively and improves the 'packability' of the board. It allows the board to fold on the hinge, make it easier to fold and roll.



**PACKAGE INCLUDES**  
Board, Pump, fins and  
Compact Bag





## 11'0" x 32" COMPACT

The 11'0 Compact is a full-sized touring SUP that packs down to half the size of a conventional inflatable paddle board.

Full of practical features and innovations, this board is an ideal match for paddlers who regularly travel with their board or want to adventure further with the convenience of an all-in-one package.

The increased length makes this board perfect for longer paddling adventures and paddlers travelling the world with their SUP. Designed with a more drawn out shape to increase glide, the 11'0 Compact is ideal for paddlers who want to travel and explore without limitation.



**PACKAGE INCLUDES**  
Board, Pump, fins and  
Compact Bag





## 12'0" x 32" COMPACT

The possibilities are endless with this compact, all-out expedition cruiser.

Full of features and Red Paddle Co innovations, this board is an ideal match for paddlers who are passionate about going further with the convenience of a compact all-in-one package.

The 12'0" increased length and drawn out shape makes this board perfect for the ultimate explorer who wants to travel the world with their SUP. At 12'0" and 4.7" thick this board would not be possible without the addition of the patented RSS system that are now flexible to fit perfectly inside the smaller backpack. The backpack has been configured to allow the board to be rolled and packed with the top down for fast deployment.

The board has a quad stringer tensioning system, giving maximum rigidity, while the split deck pad means the board is easier than ever to fold and roll away into a super small package, making it the most transportable adventure SUP on the market.

**COMPACT 12 BAG IS  
EXCLUSIVE TO THE  
12'0" COMPACT**

**PACKAGE INCLUDES**  
Board, Pump, RSS battens,  
fins and Compact 12 Bag





## COMPACT 5 PIECE

Creating a compact paddle was not an easy task, but we have found the perfect solution: a five piece paddle.

As a result, it packs away perfectly, but it is still adjustable with no compromise on the water. Made of high-modulus carbon for extra rigidity, with a durable pure nylon blade. The Nylon blade of the paddle is laser etched, with no printing, chemicals or transfers and produced with a single pure material. Meaning the design will stay on forever, resulting in no aesthetic implications





## ELITE RANGE

### READY TO RACE

If you're looking to take things up a level or take on the top spots you're going to need a super fast SUP that offers rock-solid stiffness. The Elite range offer total performance without compromise. Patented tech, world class testing and expert experience have come together like never before to allow riders to put the power down and leave competitors in their wake.







# ELITE TECHNOLOGY

## FFC TECHNOLOGY

Forward Flex Control powers through the rough stuff and eliminates flex during high power sprint sections.



## MSL® 800

A brand new material to increase stiffness and reduce weight for when speed is of the essence.



## RSS

Patented stiffening battens increase stiffness by up to 40%, the equivalent of 2psi. Making the boards better to paddle at lower pressures.





## 12'6 ELITE

A race winning machine in a class of it's own.



LENGTH **12'6"**  
WIDTH **25"**  
THICKNESS **5.9"**  
VOLUME **262 LTRS**  
RIDER **UP TO 110 KG**  
FIN **US FIN**


## 14'0 ELITE

The fastest board in the Red range. Ready to race.



LENGTH **14'0"**  
WIDTH **26"**  
THICKNESS **5.9"**  
VOLUME **322 LTRS**  
RIDER **UP TO 120 KG**  
FIN **US FIN**





## 12'6" X 25" ELITE

Unlock your potential and take on the competition in a class of your own.

The 12'6" Elite uses a new race winning formula that combines a lethal blend of speed and stability. At just 25 inches wide, the board cuts through water with the efficiency of a hot knife through butter. The real secret to unlock the boards speed is its stability due to the square tail which carries both the volume and width through the back third of the board. This allows experienced paddlers to put the power down and make impossibly tight step-back turns. When combined with the weight saving stiffness of MSL800 and our patented Rocker Stiffening System (RSS), the 12'6" Elite boasts rapid acceleration and responsiveness.

EVA Rail risers allow racers to lock into the board for added power and stability whilst a tubular, cushioned centre handle and two sprint handles upfront allow for explosive entry and exit from the water.

At the front of the board are two adjustable flat bungees for your race essentials, a bottle holder and an M6 accessories mount to securely attach trackers or radios. Whilst the underside is left clean to reduce drag with a single US fin box positioned to aid straight-line performance and maximise waterline length.

**PACKAGE INCLUDES**  
Board, Pump, RSS battens, fin and Transformer ATB Bag







## 14'0" X 26" ELITE

A thoroughbred race board – free your speed.

Combining MSL@800 with patented RSS and Forward Flex Control (FFC) systems, the 14'0" Elite is simply unbeatable. At 5.9"/150mm thick and weighing just 9.96kg/22lbs, it is the fastest and stiffest board in the Red Paddle Co range. Beach starts, sprint sections, downwinders or just flat-out fitness sessions – the 14'0" Elite is the ultimate weapon of choice.

From nose to tail, the 14'0" Elite has been designed with competition in mind. At 26 inches wide it carries speed through every stroke whilst the tapered pintail design reduces drag and maintains stability during crowded race starts or choppy conditions.

Redesigned rail risers allow the rider to lock their feet into the board to generate more power through every stroke. The full-carbon FFC system locks out any flex during power bursts and allows for a balanced handle positioning to aid fast portages and beach starts. Leading the charge upfront are two adjustable flat bungees for your race essentials, a bottle holder and an M6 accessories mount to securely attach trackers or radios.

All finished off with the trademark Red embossed cushioned EVA deckpad with added traction zones to help orientate yourself in the heat of the moment. Whilst the underside is left clean to reduce drag with a single US fin box positioned to aid straight-line performance and maximise waterline length.

### PACKAGE INCLUDES

Board, Pump, RSS battens, fin, FFC System & ATB Bag







## SPECIALIST RANGE

---

### THE PERFECT TOOL FOR THE JOB

Our versatile range of speciality inflatable paddle boards made using MSL technology are suitable for windsurfers, yoga enthusiasts and white water paddlers, with each design specifically crafted to suit your individual sport or activity.





## 10'7 WINDSURF

An established lightwind windsurfing board that doubles up as a great all-rounder.



LENGTH **10'7"**  
WIDTH **33"**  
THICKNESS **4.7"**  
VOLUME **257 LTRS**  
RIDER **UP TO 120 KG**  
FIN **US + DAGGER**

## 10'8 ACTIV

Relax and unwind on this purpose made Yoga and Pilates board



LENGTH **10'8"**  
WIDTH **34"**  
THICKNESS **5.9"**  
VOLUME **333 LTRS**  
RIDER **UP TO 120 KG**  
FIN **iFIN**

## 9'6 WILD

The ultimate technical white water SUP for taking on the rapids



LENGTH **9'6"**  
WIDTH **34"**  
THICKNESS **5.9"**  
VOLUME **280 LTRS**  
RIDER **UP TO 120 KG**  
FIN **US FIN**

## 11'0 WILD

A touring white water river board perfect for adventure racing.



LENGTH **11'0"**  
WIDTH **34"**  
THICKNESS **5.9"**  
VOLUME **350 LTRS**  
RIDER **UP TO 150 KG**  
FIN **US FIN**

## 12'0 ALL RIDE

A super stable and versatile board designed for paddlers with disabilities.



LENGTH **12'0"**  
WIDTH **34"**  
THICKNESS **5.9"**  
VOLUME **395 LTRS**  
RIDER **UP TO 160 KG**  
FIN **iFIN + US FIN**



## 9'6" X 34" WILD

Calling all adrenaline seekers – ready to take things up a notch?

The 9'6" Wild is a super agile, technical white-water board designed to give you ultimate control in fast flowing rapids. At 34" wide the paddling experience is unlike any other white-water board. Allowing riders to paddle harder whilst remaining steady on their feet. The deep-cut diamond EVA deckpad combined with raised centre and rail risers help lock your feet in for a strong, stable stance and traction you can trust.


The 9'6" Wild features a pronounced nose rocker to aid drops, surf and punching through stoppers. The advanced shape offers increased control for those split-second decisions during the descent and agility when breaking in and out of eddies. Highly durable, 4.6" twin US river fins improve tracking, forward drive and turning capabilities as well as skipping over those shallow sections to avoid hang ups

The board is completed with five grab handles for easy entry and exit onto the water and longer distance portages whilst the high-traction cargo zone allows you to securely take extra kit on your adventures.



**PACKAGE INCLUDES**  
Board, Pump, and ATB Bag





## 10'7 x 33" WINDSURF

Great for windsurfing beginners looking for the perfect way into the sport.

The 10'7 Windsurf is a windsurfing board that you can paddle, ensuring that you experience an authentic windsurfing experience but with the added benefit of inflatable versatility.

All the technical elements of a windsurf board combined with the benefits of an inflatable SUP make the 10'7 Windsurf a revelation! Thanks to the specifically designed Sure-Fin dagger board system, which slots through the centre of the board, provides unrivalled stability, increased tracking and more lateral control.

The deck pad has been thoughtfully designed to help find your stance when learning to windsurf. All finished off with a diamond cut, Red embossed to seal the deck pad and offer ultimate grip and feel.

**WINDSURF RIGS  
ARE AVAILABLE  
SEPARATELY**



**PACKAGE INCLUDES**  
Board, Pump, dagger board,  
fin and ATB Bag

# 10'8" x 34" ACTIV


Designed specifically for yoga, pilates and fitness fans.

Relax, de-stress and enjoy the incredible benefits of practising yoga on this special board. People have always flocked to the water for its tranquillity. Early on, we discovered people were taking their Red Paddle Co inflatable SUPs to the water for yoga, pilates and stretching, so we created a yoga paddle board specifically for them.

It is called the 10'8 Activ, and is based on our 10'8 Ride, but with increased thickness to reduce wash over the board so you can stay dry during your workout. The additional thickness provides greater rigidity and the 34" width provides a stable platform, making the board perfect for yoga poses.

The carry handles have been moved to the side of the board so they don't get in the way. The final touch is the Red embossed EVA deck, which acts as a full yoga pad has been updated with increased grip upfront and back and to help users centre themselves through feel alone.

**PACKAGE INCLUDES**  
Board, Pump, and ATB Bag







## 11'0" X 34" WILD

A dedicated touring white water board for unrestricted adventures.

If you're a highly proficient paddler looking for a new experience on the water - then this is the board for you. The 11'0" Wild MSL has been designed with input from experienced white-water paddlers to create a shape that offers extreme stability, stiffness and river touring performance. At 11'0" long and 34 inches wide, the 11'0" Wild carries speed through flat-spots between technical features in the river making it the ultimate board of choice for white-water adventure racing.

At 5.9" thick and boasting accentuated nose rocker, it is designed to power through the rough stuff whilst the twin 4.6" US river fins aid tracking and reduce shallow section hang ups. Two low profile side handles are positioned outside the standing area allowing for wider stances and aid fast exit, entry and retrieval of the board. When combined with the tail, nose and the cushioned tubular central handles, deep-cut diamond EVA deckpad and high-traction cargo zone with adjustable flat bungees - this board is built for exploration, far from the beaten track.

INCLUDES  
REMOVABLE  
HANDLES



PACKAGE INCLUDES  
Board, Pump, and ATB Bag





## 12'0" x 34" ALLRIDE

A super stable and versatile board designed for paddlers with disabilities.

Here at Red we are on a constant quest to make paddleboarding as accessible and intuitive as possible. The true beauty of SUP is that it allows everyone to escape the confinements of land and frees us from the day-to-day.

The all-new 12'0" ALLRIDE is a testament to this by offering the most versatile and complete board designed for paddlers with mental or physical disabilities. At 34 inches wide and 12'0" long, this board is packed full of features to deliver a completely bespoke SUP experience depending on the riders needs. Numerous cargo points along the rails allow for easy handle position adjustment and/or anchor points for chairs and supports. An offset valve makes recovery from the back of the board easier and safer whilst the textured and coloured deckpad providing clear coaching aids.

At 6" thick this board boasts a massive 395 litres of volume giving plenty of extra float for two riders and unrivalled stiffness for any additional fittings or fixtures. The ALLRIDE is the most inclusive board on the planet - designed to open the world of SUP to those who need it most.

**PACKAGE INCLUDES**  
Board, Pump, and ATB Bag







## THE COMPLETE PACKAGE

---

To make the world's leading paddle board, you also need to be experts in bags, pumps, zips and components to avoid any weak points and deliver the complete experience. All of our boards come with only the very best accessories to make them intuitive to use and provide complete confidence to beginners through to experienced adventurers.







## TRANSFORMER ATB

---

The All-Terrain backpack is made using super durable material with double-bonded nylon threads and a continuous coiled front loading zip to make unpacking your board quick and easy. Multiple grab handles and integrated, rugged wheels make it easy to travel and grab your bag, whilst the ergonomic, padded shoulder straps and waist belt makes carrying the board over long distances or rough ground comfortable.



Many of our boards (excluding the Rides) feature the ATB Transformer element, allowing customers to easily strip the bag to a simplified carry sling reducing the weight and size of the bag on longer adventures.





## TITAN II PUMP

Designed from the ground up, the Titan 2 incorporates technology never before seen in the SUP market, setting a new standard in the speed and pressure you can inflate your board. Small but mighty, we've reduced the pack size by over 30% allowing for a tighter, smoother roll when packing your board.

Featuring an ergonomic design we've been able to increase the ease and efficiency of the pump blowing air out at over 90kmph when in dual chamber mode. Folding feet and a removable handle help reduce the packed size whilst the newly designed airbox houses the pressure gauge, connecting the hose and outlet valve allowing you to change from two chambers to one with ease.





**CRUISER TOUGH  
SMALL**  
Weight - 883g  
Blade Volume - 465mm<sup>2</sup>  
GF / Nylon Blade



**CRUISER TOUGH**  
Weight - 942g  
Blade Volume - 465mm<sup>2</sup>  
GF / Nylon Blade



**COMPACT  
5 PIECE**  
Weight - 910g  
Blade Volume - 465mm<sup>2</sup>  
CF / Nylon Blade



**HYBRID  
TOUGH**  
Weight - 875g  
Blade Volume - 465mm<sup>2</sup>  
CF / GF / Nylon Blade



**HYBRID  
CARBON**  
Weight - 825g  
Blade Volume - 525mm<sup>2</sup>  
CF / GF / Composite Blade



**PRIME  
TOUGH**  
Weight - 840g  
Blade Volume - 465mm<sup>2</sup>  
CF / Nylon Blade



**PRIME  
CARBON**  
Weight - 735g  
Blade Volume - 525mm<sup>2</sup>  
CF / Composite Blade



**ULTIMATE  
3PC, VARIO, FIXED**  
Weight - 500g - 600g  
Blade Volume - 550mm<sup>2</sup>  
HCF / Composite Blade

CRUISER TOUGH

COMPACT 5PC

HYBRID RANGE

PRIME RANGE

ULTIMATE RANGE





## C R U I S E R   T O U G H

The ultimate tough paddle to get you started.

Durable at a great price point, this paddle is for those who are starting out on their SUP journey. Perfect for shallow paddling, the Cruiser Tough paddle has a durable nylon blade combined with a glass composite shaft.

Designed for kids, the Cruiser Tough Small paddle won't break easily and disassembles for handy maintenance and replaceable parts. Highlights include bungee connection system and new anti-twist top clamp.



## HYBRID TOUGH PURPLE + BLUE

---

Both lightweight and fast at a great price point, available in two colours.

Perfect for shallow paddling, the Hybrid Tough paddle has a powerful yet durable nylon blade and is combined with flexibility of a 50% carbon hybrid shaft.

### INTERFERENCE FIT HARDWARE

All paddles are now composed of non-glued clamps meaning they are both replaceable and recyclable.





## HYBRID CARBON PURPLE + BLUE

---

A full hybrid paddle that provides performance and power to step things up.

The hybrid adjustable sup paddle is a dynamic, highly responsive paddle that utilises a carbon weave for greater strength whilst keeping the paddle lightweight and super fast. Utilising a 50/50 hybrid glass fibre and carbon laminate to deliver dynamic flex in the shaft. Available in blue and purple, you can now match your paddle to your board.

Leash Connection System. Designed to keep blade and mid section tethered together for convenience and easy set up. It's straightforward to use, making our three piece paddles even easier to assemble and is removable.



## PRIME TOUGH - PURPLE + BLUE

---

The Prime Tough Adjustable SUP paddle has been designed with adventure in mind

The Prime Tough paddle features a 100% carbon, high performance shaft paired with the ultra durable nylon blade. When combined, this offers increased efficiency but is durable when taking into more rugged environments.

The Prime paddle range is manufactured from forged carbon fibre. The fibres contain intertwined and folded sheets of carbon atoms aligned with the length of the fibre, improving the paddles flex and strength.







## PRIME CARBON - PURPLE + BLUE

A super fast, lightweight paddle made using 100% forged carbon shaft and blade. Made for those looking for performance.

The Prime paddle uses a carbon weave for greater strength whilst keeping the paddle super light and responsive. The blade shape is a teardrop design with a single dihedral blade face. This allows water to flow evenly off each side creating a smooth and stable stroke, whilst the double concave offers the user to really put the power down. Our Prime Lightweight SUP Paddle is available in blue and purple, so you can match your paddle to your board.

The Prime paddle range is manufactured from forged carbon fibre. The fibres contain intertwined and folded sheets of carbon atoms aligned with the length of the fibre, improving the paddles flex and strength.



## ULTIMATE CARBON

---


Looking for the ultimate power and speed with a featherlight feel? Look no further.

Made using 100% high-modulus Japanese carbon to deliver a controlled flex and maximum power transfer whilst fitting ergonomically into the hand. The paddle is perfect for anyone looking for the ultimate paddle performance in surf, touring or race conditions.

The blade has been designed with a squared shape to deliver a softer catch yet more powerful stroke. The narrower profile enables you to get the paddle closer to the board keeping the paddle more vertical, improving board tracking. It has a double concave blade face that blends nicely into a pronounced dihedral that really adds stability to the stroke eliminating blade wobble. The higher aspect design also reduces the impact on the body and allows for higher cadence without reducing the surface area.

On the power face of the blade it features a single dihedral down the middle of the blade to allow water to flow evenly off each side creating a smooth and stable stroke, enabling you to deliver more power whilst stabilising the paddle.



A man in profile, facing left, stands on a sandy beach. He is wearing a dark blue beanie with a small red logo, a black t-shirt, and olive green cargo shorts. He has a large, dark grey, roll-top backpack on his back. The background shows a calm sea with a rocky outcrop in the distance under a cloudy sky. Tall grass is in the foreground on the right.

red original

**BUILT FOR ADVENTURE.  
NO COMPROMISE.**

---

RED.EQUIPMENT



## NEWNESS INCOMING

---


For AW 23 we're focusing on our core categories and top performing products, bringing fresh new news and renewed interest on our most in-demand ranges.

### PROVING OUR B CORP CREDENTIALS

Responsible production story on our award-winning & bestselling Pro Change Robe EVOs

### COMMITMENT TO CONTINUAL IMPROVEMENT

Adventure-ready upgrade on our bestselling and eternally popular Waterproof Backpack







## C H A N G I N G

---

Leaders in the field of changing - we're chosen for our premium quality innovative robes which put the user first and are packed full of features



## TOWELLING ROBE

Super warm and absorbent for comfortable changing



SIZES — **MEDIUM**  
**LARGE**

## QUICK DRY CHANGE ROBE

Dry quicker, change easier,  
Pack lighter



SIZES — **MEDIUM**  
**LARGE**

## PRO CHANGE EVO

Our best selling award winning  
waterproof change robe



SIZES — **SMALL**  
**MEDIUM**  
**LARGE**  
**XL (SOME COLOURS)**



## REVOLUTION PARKER

Premium 3-in-1 solution for all of  
life's adventures



SIZES — **SMALL**  
**MEDIUM**  
**LARGE**  
**XL**







## PRO CHANGE ROBE EVO

---

Ultimate Protection when changing.

Our bestselling signature Waterproof Robe. Universally useful, eternally popular.

Loved for its premium construction, performance and change friendly features. Stylish enough for use anywhere at any time.

From wild swimming, to watersports, to post-sport recovery, to camping, to just hanging out in the great outdoors.... The EVO will get you dry and keep you dry in perfectly insulated softness.


With subtle branding, the EVO also lends itself brilliantly to add additional branding which makes it a popular choice for teams, clubs and companies alike.



**BEST OVERALL CHANGE ROBE**

*Women's Health*

**BEST OVERALL CHANGE ROBE**



## THE RECOVERED COLLECTION

---

### New adventures for leftover fabric

We don't like waste and we don't dispose of leftover fabrics.

The new RECOVERED collection of Colour Block EVOs brings new life to surplus fabric that hadn't found a home yet.

It's about a mindset of using resources responsibly and intentionally – working with what we have before creating something new.

Because this is a limited edition range, we've given them a unique look with external handwarmer pockets to really make the colours pop.

Available in three colours, all drawing from of-the-moment design trends.



# PRO CHANGE ROBE EVO FULL LINE UP



SHORT SLEEVE  
AVAILABLE



**BEST  
SELLER**



DISCONTINUED -  
LIMITED STOCK  
AVAILABLE.

SHORT SLEEVE  
AVAILABLE



**BEST  
SELLER**

SHORT SLEEVE  
AVAILABLE



SHORT SLEEVE  
AVAILABLE



DISCONTINUED -  
LIMITED STOCK  
AVAILABLE.

SHORT SLEEVE  
AVAILABLE



**BEST  
SELLER**

SHORT SLEEVE  
AVAILABLE



SHORT SLEEVE  
AVAILABLE

# NEW RECOVERED COLLECTION



**NEW**



**NEW**



**NEW**



## TOWELLING ROBE

---

Keep warm and dry with our luxury Poncho Towel.

This changing robe is designed to keep you warm and covered whilst changing, making it the perfect addition for any outdoor enthusiast who loves spending time enjoying the water.

This towelling beach robe is designed to be oversized so there is plenty of space inside to get changed in comfortably whilst protecting your modesty sizing is based purely off height and not build.

- Get dry with the luxury towelling robe, created for hassle free drying
- Thick, fluffy and super comfortable
- Gentle on skin even when wet, made from 430gsm premium 100% cotton
- Stylish design which protects modesty when changing and looks great too
- Convenient deep pockets, great for hands free changing hands
- Warm quicker with the draw cord hood, robe size based on user height not build





## QUICK DRY MICROFIBRE ROBE

---

**Super light, Super Absorbent.**

The ultimate quick dry robe, a robe that is quick drying, lightweight and easy to store. A brilliant solution for those wanting outdoor changing convenience whether with the family or for those wanting to minimise packing at the beach or abroad.

Like all products at Red, low fuss, high performance, and usability features at the centre of every design. The quick dry robe is no exception, with suede microfibre towelling for extra softness and super absorbency. Not only does it dry users quickly, but the microfibre dries super-fast making it a fantastic choice for days out and general practical use. The advanced microfibre fabric even absorbs 4 times its weight in water.






## W A T E R P R O O F B A G S

---

Durable, responsible materials, intuitive design  
and superb waterproof protection are just  
some of the hallmarks of a Red  
waterproof bag





## ROLL TOP DRY BAGS

Enhanced practicality which  
coordinates with your Red board.



NEW

10L  
30L  
60L



## WATERPROOF COOLER BAG

Keep food and drink ice cold for up  
to **72 hours**



NEW  
RANGE  
SS24



## WATERPROOF 30L BACKPACK

Keep essentials dry and close to  
hand when outdoors or commuting



NEW  
VERSION  
AW24



## CHANGEROBE STASH BAG

Easily store, compress and carry  
any change robe



## WATERPROOF KIT BAG

Our great value waterproof bags  
just got even tougher.



NEW

40L  
60L  
90L

## WATERPROOF SUP DECK BAG

Thoughtfully crafted for adventure  
on the water



## COOLBAG 15L BACKPACK

For adventures further afield, cool  
bag convenience on the go



## WATERPROOF DRY POUCH

Keep valuables 100% dry,  
safe and secure





## ROLL TOP DRY BAGS

Heavy duty super-waterproof fabric, adventure-ready straps, quality details and practical custom sizing makes these dry bags indispensable. Available in three colours which co-ordinate with the Red Paddle Co Board range. A staple product with a category leading specification.

- New custom sizing making it easier to locate items and fit red kit including the Red Paddle Co Titan Pump in the 60L bag.
- Detachable backpack straps on 30L & 60L sizes makes it easier to carry heavy loads.
- Shoulder strap on 10L size
- Super durable build, with fewer seams.
- Sleek styling, reflective logos
- Super durable extremely waterproof fabric.
- Colours co-ordinate with Red Paddle Co boards.
- Internal zipped pocket
- Available in 10L, 30L, 60L





**NEW RANGE  
COMING  
SS24**

## COOL BAGS 18 L + 30 L

With thermal lock insulation delivering remarkable insulating capabilities our range of coolbags bring a lot of fun to your adventure.

Not only do they keep water out, but also keep ice in with zero leaks. With an airtight zipper and our seriously tough Armour Tech fabric, the bag more than delivers in being completely adventure-proof.

Attaching to our boards is also a breeze with our luggage tensioning system which securely attaches the bag to your deck and stops them from moving around.

- Keep food and drink cool for long periods with the ThermalLock Insulation, ice lasts up to 72 hours
- Extremely durable and waterproof materials with the reinforced moulded base that is self-standing
- Convenient to clean inside and out with food grade BPA-free lining, free from toxins







## COOLBAG BACKPACK

---

Easier and lighter to carry, whether you're feasting with friends or exploring on your own, take food and refreshments with you.

Crafted to be watertight, airtight and leakproof, you can count on the 15 Litre cooler backpack to keep your food and drink hot or cold for longer, no matter the weather or location.

The large inner storage also provides room to fit standard mid-size food containers, so there is no need to stack sideways. Giving extra storage outside, you can easily take essentials with you keeping hands free throughout your journey.







## W A T E R P R O O F K I T B A G

A premium waterproof duffel and backpack, with new improved heavy-duty straps and pockets. Made from eco-conscious recycled TPU this bag has all your kit carrying requirements covered. Waterproof Change Mat included.



- Waterproof, airtight main compartment with additional stash pockets
- Detachable straps are ergonomically tailored and padded for comfort - carry as duffel or backpack.
- Abrasion resistant premium TPU made from post-consumer use recycled plastic.
- Welded seams and waterproof zip for complete waterproof protection

**NEW**

## 9 0 L W A T E R P R O O F K I T B A G

The even tougher big brother of our waterproof kit bag range, this bag is designed to handle serious amounts of gear with ease. Completely watertight with multiple pockets and stowage options, as well as a waterproof padded change mat included.

All the new features such as heavy-duty straps, waterproof main compartment and wet/dry pocket and improved chest harness to improve comfort when carrying heavy loads. There's an enhanced supporting structure to cope with large, heavy loads. Additional attachment points so you can fully load up for any adventure.



COMING  
AW24

## NEW IMPROVED ADVENTURE WATERPROOF BACKPACK

Bestselling Waterproof Backpacks gets an adventure-ready upgrade.

Red's Waterproof Backpack is the hero of our waterproof bag range. Durable, lightweight and comfortable with a removable laptop insert – it's as useful and adaptable as a swiss army knife.

- Now with a seriously sleek upgrade.
- New improved wipe-clean fabric is scuff-proof and seriously durable, whilst still being made from recycled plastic.
- Airflow shoulder straps are more padded and ergonomic to help spread heavy loads.
- Upgraded breathable back panel keeps you cool whilst providing a more padded carry.
- Front zipped external pocket is now waterproof, with a new additional small item pocket to stash essentials.
- We've even added more reflective trim to keep you seen in low light conditions.
- 30L size
- Two new colourways







## W A T E R P R O O F B A C K P A C K

---

### Keep Essentials Dry and Close to Hand When Outdoors or Commuting

Whether you're cycling, hiking or commuting to the office, the Red Original Waterproof Backpack is the perfect solution for keeping everything dry and close to hand. Lightweight and super durable, this roll-top closure waterproof backpack is loaded with features: Welded seams, removable laptop organiser, reflective details for low light conditions, adjustable chest strap and a hidden internal zipped pocket.

Made with CYCLEPET which uses 100% recycled PET plastic bottles, reducing wastage of single-use plastic.







## CHANGE ROBE STASH BAG

Easily store, compress and carry your change robe.

Pack your robe and take it with you easily, keeping it dry and ready for action wherever your adventure takes you.

A bespoke lightweight bag to transport your robe, making this indispensable piece of kit even more convenient and accessible. Available in three colours, the Red Original Stash Bag is designed to make larger clothing items as small and lightweight as possible with compression straps and an air dump valve. The roll top style closure also ensures a waterproof and durable stash bag. Never worry again about getting your robe sandy or wet when on standby!

- Stash changing robes quickly with our easy-to-use compression bag, can even fit an XL Long Sleeve Pro Change EVO
- Super strong rip stock material that is abrasion resistant, stitched and taped rather than welded at the seams
- 100% recycled fabric, GRS certified







## W A T E R P R O O F S U P   D E C K   B A G

---

Designed by SUP experts for adventures on the water.

Fitting seamlessly onto your board and packed full of features, this waterproof SUP deck bag will enable you to make every paddle an adventure.

Made from 100% waterproof TPU fabric and featuring a YKK aquaseal zip, your contents will always stay dry even if submersed, meaning you can take your car keys and other valuables with you without the fear of anything getting damaged.

External pockets for up to two of our insulated drinks bottles and our unique luggage tensioning system means the deck bag is the perfect partner for any of your adventures. Now also includes a shoulder strap for carrying with ease.







## W A T E R P R O O F D R Y   P O U C H

---

Never worry about protecting valuables when on the water.

When heading out onto the water one of the biggest concerns is what to do with your personal belongings. Instead of leaving them in your car and a key hidden out of sight we wanted to create a solution that would enable you to keep all of those essential items with you without the fear of them getting lost, damaged or stolen.

Our 100% waterproof pouch is the perfect solution. Big enough to store your keys, wallet and phone but small enough to not get in the way of your experience. The padded internal pocket means your phone is protected against any knocks and scrapes and our hard wearing Armour Tech material combined with the YKK aquaseal zip offers reassurance that no water will be able to get inside.







## DOG BUOYANCY AID

---

Keep your four-legged companion safe around the water.

Designed to keep dogs in control in the water, the buoyancy aid supports swimming and conservation of energy in unsafe situations. Crafted with foam of varying thicknesses and placed strategically to support the chest area, the Cordura fabric is both hard wearing yet flexible. This paired with the wide front leg openings allows unrestricted movement.

Handy features include metal integrated dog lead attachment, four quick and easy grab handles and reflective detailing when in low light conditions, making this aid essential for both dogs and owners alike.

## SUP & LIFESTYLE ACCESSORIES

## ACTION CAMERA MOUNT




## LIFESTYLE T-SHIRTS



## BEANIES



## INSULATED DRINKS BOTTLE



# SILENT AIR REMOVER




## SHOULDER CARRY STRAP



# TWIN PUMP ADAPTER



## PADDLE CAP







red paddleCO

---

RED.EQUIPMENT